

1. Visit <http://ire-asia.org/> , click(iRE-Asia Event Management System) to enter CEDC/ICIARE 2020 registration page.



Notice of CEDC & ICIARE 2020

**The 10th Creative Engineering Design Competition (CEDC2020)
&
The 8th International Conference on
Innovative Application Research and Education (ICIARE2020)**
will be held
offline in Shenyang, China, online in Japan and Korea,
December 18-21, 2020

Program Overview :

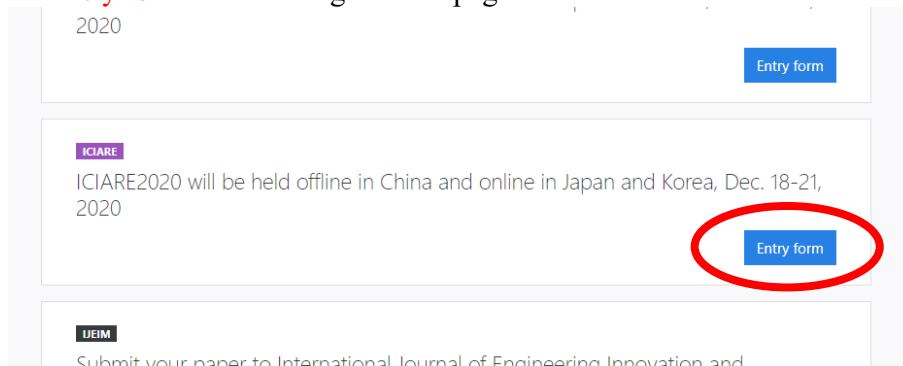
The 10th Creative Engineering Design Competition (CEDC2020) and The 8th International Conference on Innovative Application Research and Education ICIARE2020 will be held offline in Shenyang,China and online in Japan and Korea, because the overseas travel is still impossible under the influence of COVID19. Moodle LMS and online video conference tools will be used to connect the offline site to online participants.
For detail information on CEDC please click [CEDC2020 Website](#) and for detail information on ICIARE please access [ICIARE2020 Website](#).

Please make entry to CEDC2020 or/and ICIARE2020 today at the [IRE-Asia Event Management System](#).

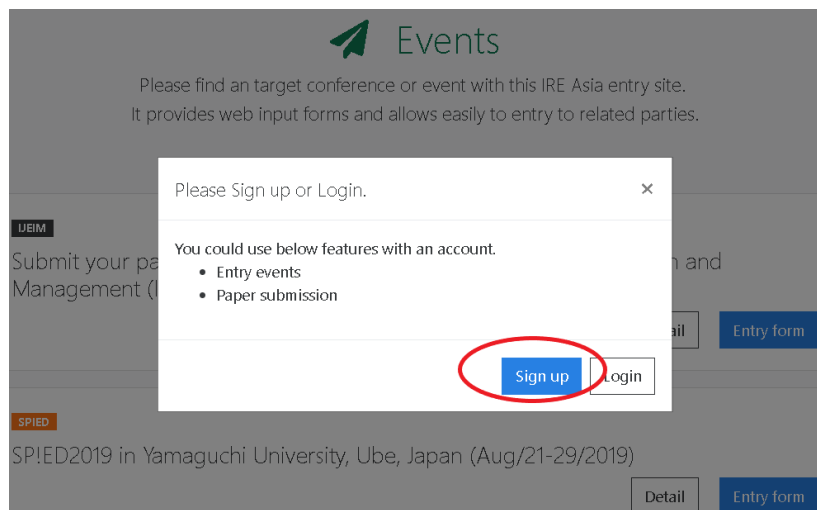
Important Dates :

November 8 : ICIARE Paper Abstract Submission (100-200 words)

2. Click ICIARE “**Entry form**” to enter registration page.



3. Click “**Sign up**” button. Input your email address(it will be your login account) and set your password.



Sign up

Email

Password

Length should be 8-70 characters and include: 1 uppercase, 1 lowercase, 1 digit and 1 special character.

Password confirmation

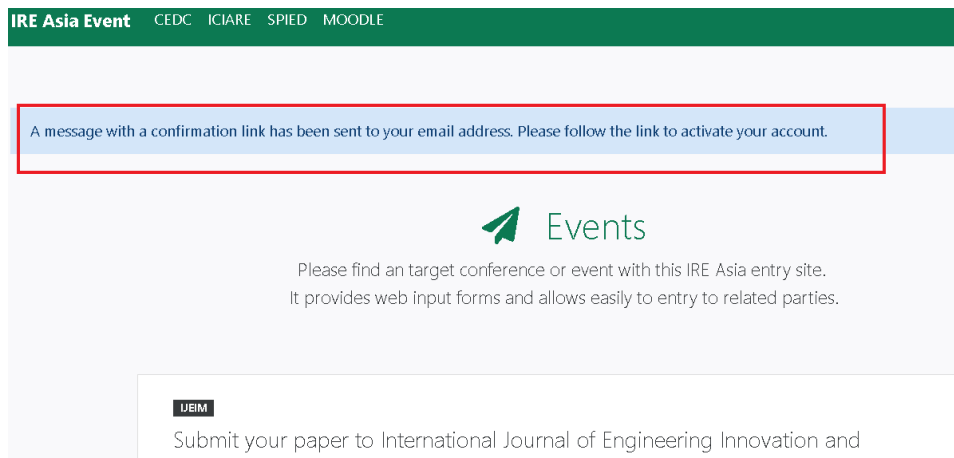
Sign up

[Log in](#)
[Didn't receive confirmation instructions?](#)
[Didn't receive unlock instructions?](#)

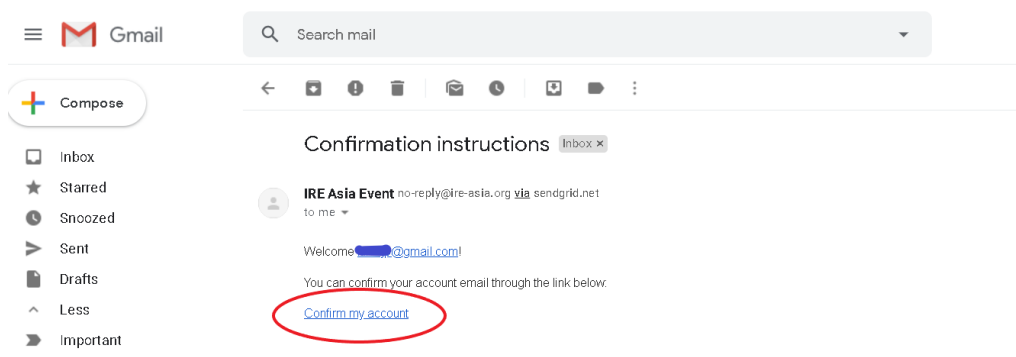
Notes:

(1) Password length should be 8-70 characters and include: 1 uppercase, 1 lowercase, 1 digit and 1 special character.

(2) After clicking **Sign up**, a message with a confirmation link will be automatically sent to you by email. Please check your email. In case the email will have some delay to reach to you.

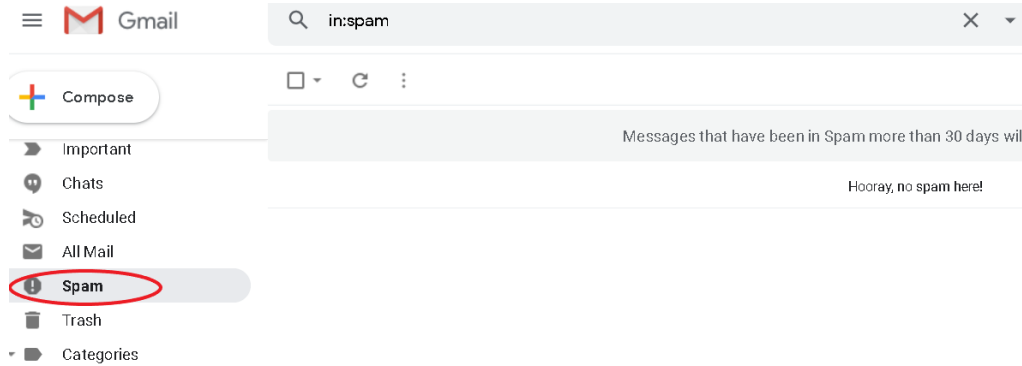


4. Click “**Confirm my account**” link from your received email message to complete the **Sign up**.

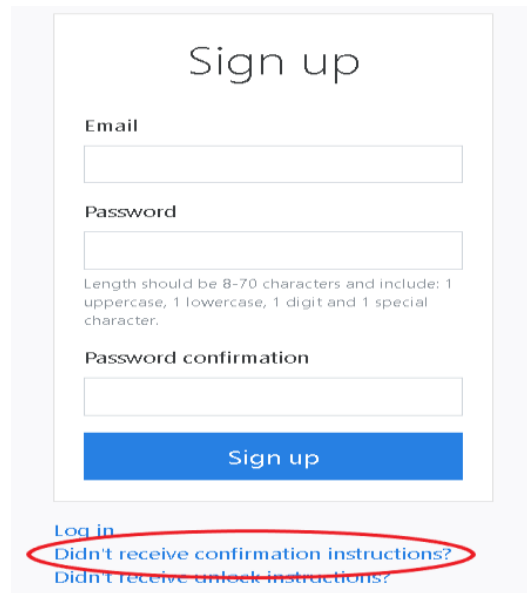


Notes:

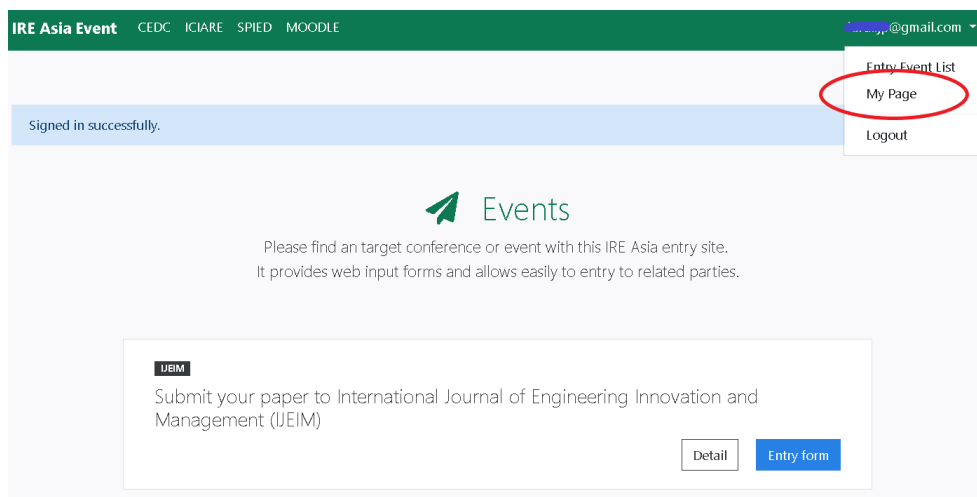
(1) Some email providers may take the confirmation email as spam. If the confirmation email is blocked as spam email, please put it back from the spam folder.



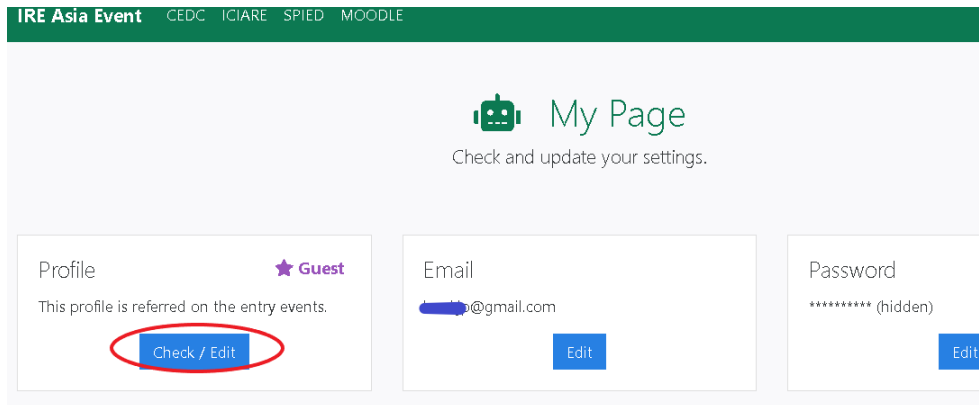
(2) Due to security issue some email providers may not be able to receive the confirmation email. If you did not receive the confirmation email, please go the “Sign up” page and click “Didn't receive confirmation instructions?” and it will send the confirmation email to you again. If it is still not work, please sign up with another your available email address.



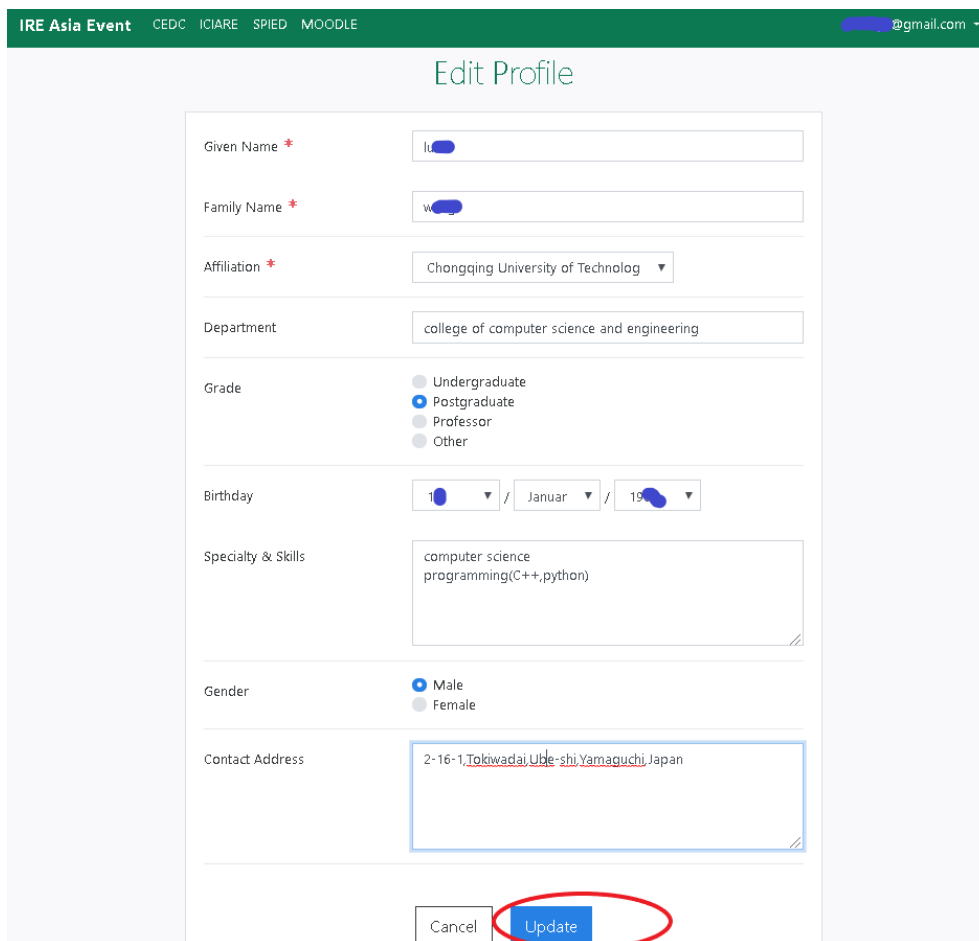
5. After your account has been activated, click “LOGIN” button(in the upper right corner of the page) to login and choose “My Page” menu to edit your profile.



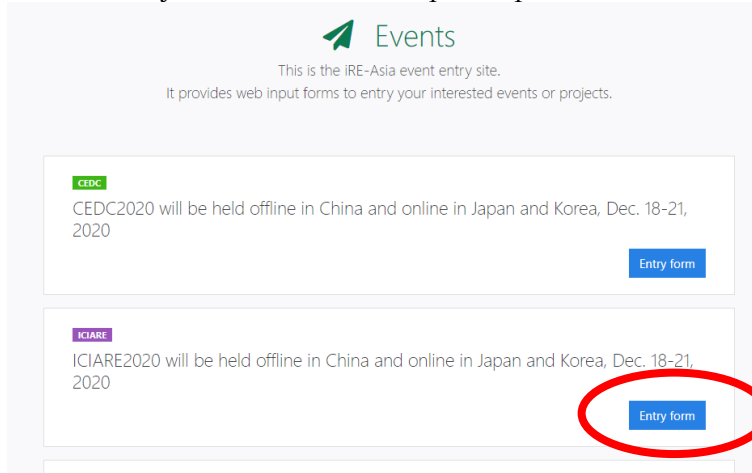
6. Click “Check/Edit” button to enter profile edit page.



Edit your profile and click ”Update” button to save your settings.



7. Click **Entry form** to make entry to ICIARE. All the participant should make the entry.



Input the registration information as follows

The screenshot shows the 'Entry form' registration page. The form includes the following fields and callouts:

- Corresponding Author ***: Input field containing 'Zhongwei Jiang'. Callout: "If you are a student input your supervisor at Corresponding Author".
- Name of all Authors ***: Input field containing 'Zhongwei Jiang'. Below it is a '+ Add Author' button.
- Expected Arrival Date ***: Date picker showing '19/12/2020'. Callout: "Select date 19-20/December".
- Expected Departure Date ***: Date picker showing '20/12/2020'.
- Option**: Section with instructions: "If you need a help to reserve a hotel or to apply the visa please check the item and input the related information." It includes two checkboxes: 'Need Hotel' and 'Need Visa'.
- Note**: Input field containing 'online participant'. Callout: "If you are going to participate ICIARE online, note 'Online Participation'".

8. ICIARE submission

After completing the entry, submit the title and abstract, paper from "Registration & Submission" in your Entry Event List.

Entry Event List

The list shows your events.
You could submit papers.

ICIARE

ICIARE2020 will be held offline in China and online in Japan and Korea, Dec. 18-21, 2020

No paper or work

[+ Registration & Submission](#) [Entry Information](#)

[Cancel Entry](#)

SPIED

SPIED2020 will be conducted by online at August 22-26, 2020.
from 13 Jul, 2020

[Entry Information](#)

ICIARE

Submission paper or work

Paper Title / Work Title *

Abstract *
Please write abstract in about 200 - 600 characters.

Name of all Authors *

[+ Add Author](#)

Corr = Corresponding author

Submission Files [+](#) [Add File](#)

Message
Please feel free to ask us if you have any questions.